

RIODET

ALUMINIUM



RIODET electric detonators are designed to be used in mining, quarrying, construction and underground applications.

RIODET are provided in three delay period series, Instant (Z), Micro delay (M) and Long Period delay (D):

RIODET Micro delays are provided in 25 delay periods providing flexibility in short period blast designs.

RIODET Long Period delays are provided in 16 delay periods providing flexibility in long period blast designs.

RIODET is offered in two different types of sensitivity.

I - Insensitive: standard sensitivity for normal applications.

H - Highly Insensitive: for applications that involve a potential risk of accidental ignition.



RIODET wire is easy to deploy, and features an easy to remove shunt cover.

To facilitate identification, the delay period of each detonator is stamped on the bottom of the detonator and on the identification tag.

RIODET are rigorously tested with 100m water column pressure for 48 hours, making the RIODET series optimal for difficult conditions.

Advantages


- Safe, reliable and user friendly.
- Accurate delay timing.
- Highly visible delay tags.
- Water resistant.
- #8 strength detonator ensures reliable initiation of all cap-sensitive explosives.
- Resistant to high pressure.



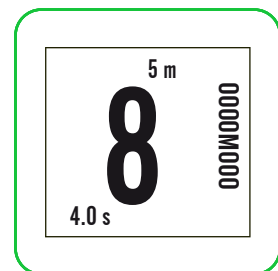
1. Safe and easy to remove shunt cover.




2. High precision #8 strength detonator fitted with a double crimp.



3. The fastening band is easy to break manually in order to achieve a quicker loading operation.



4. Water resistant label which includes Delay Period, Timing, Length and Lot Number.



5. Colour coded wire for easy identification of delay series.

Electrical Characteristics of Wire (nominal values)

Diameter	Wire Resistance (ohms/meter)
0,60	0,065
0,72	0,042

Delay Times (Nominal values)

Micro Delay (25ms) Series		Long Period Delay Series	
Delay	Time (ms)	Delay	Time (ms)
0	-	0	-
1	25	½	250*
2	50	1	500
3	75	1½	750*
4	100	2	1.000
5	125	3	1.500
6	150	4	2.000
7	175	5	2.500
8	200	6	3.000
9	225	7	3.500
10	250	8	4.000
11	275	9	4.500
12	300	10	5.000
13	325	11	5.500
14	350	12	6.000
15	375	14	7.000*
16	400	16	8.000*
17	425*		
18	450		
19	475*		
20	500		
22	550		
24	600		
26	650		
28	700		
30	750		

*Non-standard Delay. Available upon request.

Electrical Characteristics (nominal values)

	Type I	Type H
Bridge Resistance (ohms)	0,3-0,5	0,03-0,05
Trigger pulse (mW.s/ohm)	8-16	1.100-2.500
Safety Current A	0,45	4
Recommended trigger current (in series A)	2,5	25

Colour Code

	Type I	Type H
Instant	Pink/White	Green/White
Long Period Delay	Pink/Blue	Green/Blue
Micro Delay (25ms)	Pink/Turquoise	Green/Turquoise

Standard Packaging, Class 1.1B (nominal values)

Length (m)	Units per Box	Diameter Wire (mm)	Net Weight (kg)	Gross Weight (kg)
3	500	0,6	15	17
4*	500	0,6	19	21
5	250†	0,6	11	13
6*	250	0,6	14	16
7	250	0,6	16	18
9	250	0,6	19	21
12	200	0,6	20	22
15	120	0,72	21	23
18	100	0,72	21	23
20**	100	0,72	25	27
25**	60	0,72	20	22
30**	60	0,72	23	25

*Non-standard Length. Available upon request.

**Packaging is provided in spools with box dimensions 552mm x 444mm x 246mm.

† Available in special packaging 1.4B with 500 units per box.



Contact your local MAXAM representative for further information.

Transport Classification	Standard Packaging	Special Packaging	
Class	1.1B	1.4B	1.4S
UN Number	UN 0030	UN 0255	UN 0456

SAFETY WARNING

Read the Instructions Safety Sheet and the Material Safety Data Sheet provided carefully before using RIODET. RIODET detonators must not be used in flammable environments such as methane or coal dust. MAXAM strongly recommends not to use RIODET products with detonators and/or initiation systems supplied by other manufacturers in the same blast and declines all liability in these cases.

RIODET detonators must be stored at moderate temperatures in a dry and well ventilated place.

LEGAL WARNING AND EXCLUSION OF LIABILITY

The information contained herein (the "Information") is not exhaustive and subject to periodical review. The data contained herein may vary on account of the particular operating and maintenance conditions and of external factors, such as humidity, temperature, or pressure. Maxam Europe, S.A. and/or its affiliates ("MAXAM") do not warrant or make any representation regarding the accuracy or completeness of the Information. MAXAM further reserves the right, in its sole discretion and without prior written notice, to modify the products described herein (the "Products") and/or their specifications. The use of the Products is an intrinsically dangerous activity and must, consequently, be restricted to qualified and trained users in possession of any necessary permits and licenses, and comply at all times with appropriate safety and risk prevention measures and with the applicable law. The use, storage, or otherwise handling, of the Products may be subject to local regulations and restrictions, which must be examined and observed by the user.

This document and any accompanying information (the "Documentation") is not intended to constitute, and shall not be construed as, an offer or contractual commitment on MAXAM's side. MAXAM expressly disclaims any liability towards third parties with regard to the Documentation. For further information about the Products, please contact your distributor or sales representative directly.

Distributor:

MAXAM Europe, S.A.
Avda. del Partenón, 16
Campo de las Naciones
28042 Madrid, SPAIN
Tel: +34 91 722 01 00
Fax: +34 91 722 01 01

